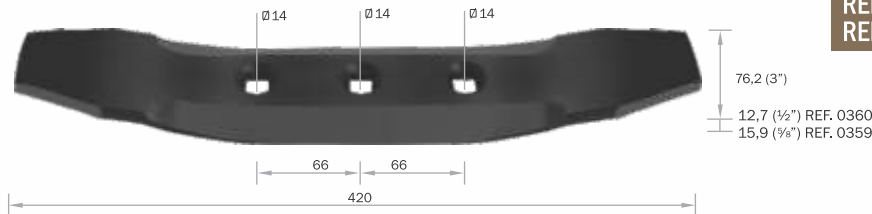


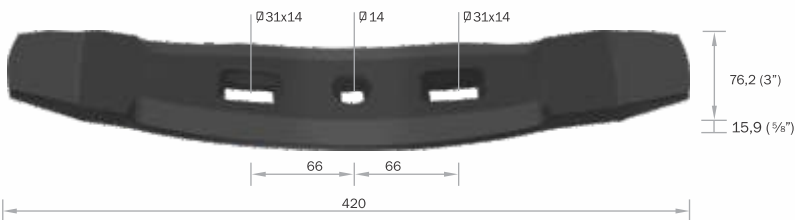
REF. 0360 - Espessura 1/2"
REF. 0359 - Espessura 5/8" (reforçado)

APLICAÇÃO		
BALDAN	INRODA	PICCIN
COBRA	JAN	SÃO JOSÉ
EHLERT	KOHLER	STARA
FARENZENA	KONRATH	TATU
IBL	PANDOLFO	



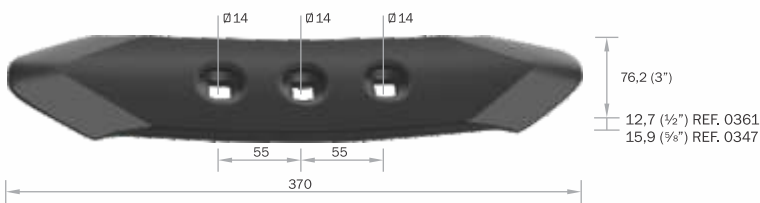
LANÇAMENTO
REF. 0337 - Espessura 1/2" - (alto rendimento)
REF. 0338 - Espessura 5/8" - (alto rendimento)

APLICAÇÃO		
BALDAN	INRODA	PICCIN
COBRA	JAN	SÃO JOSÉ
EHLERT	KOHLER	STARA
FARENZENA	KONRATH	TATU
IBL	PANDOLFO	




LANÇAMENTO
REF. 1070 - Espessura 5/8" -
(alto rendimento e furação ajustável)

APLICAÇÃO		
BALDAN	IBL	KONRATH
COBRA	INRODA	SÃO JOSÉ
EHLERT	JAN	STARA
FARENZENA	KOHLER	TATU



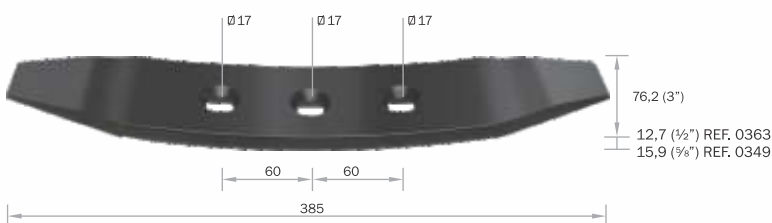
REF. 0361 - Espessura 1/2"
REF. 0347 - Espessura 5/8" (reforçado)

APLICAÇÃO
BECKER



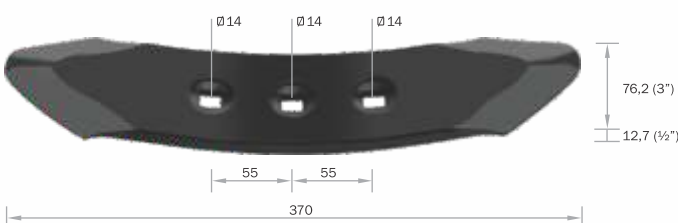
REF. 0343

APLICAÇÃO
BECKER Longo



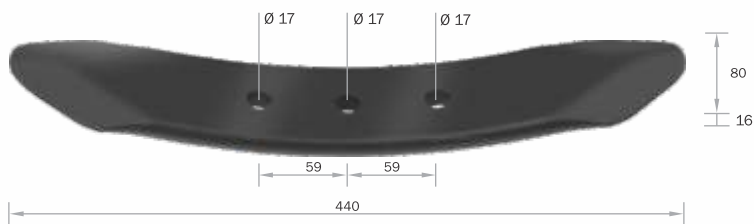
REF. 0363 - Espessura 1/2"
REF. 0349 - Espessura 5/8" (reforçado)

APLICAÇÃO
SANTA ROSA
NETZ



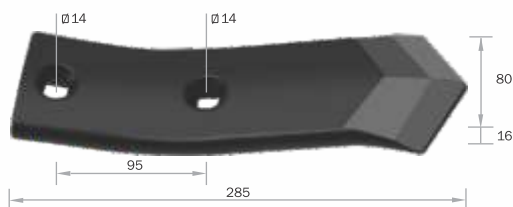
REF. 0366

APLICAÇÃO
IPB



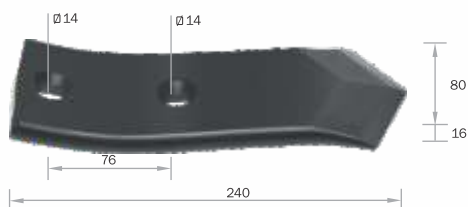
REF. 0344

APLICAÇÃO
ZUK



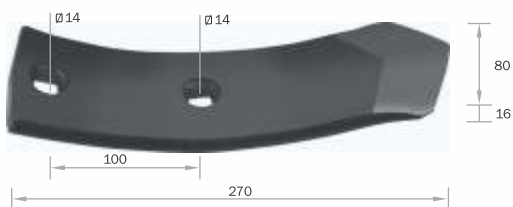
REF. 0364

APLICAÇÃO
GIRO



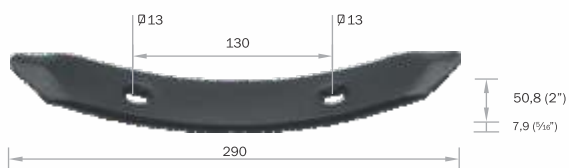
REF. 0367

APLICAÇÃO
GIRO 240mm



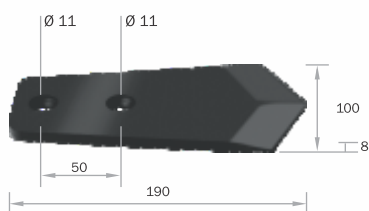
REF. 0368

APLICAÇÃO
KF
SR



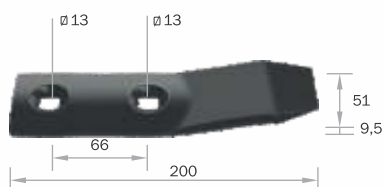
REF. 0339

APLICAÇÃO
LAVRALE



REF. 0341


APLICAÇÃO
LAVRALE



REF. 0362

APLICAÇÃO
IBL


LANÇAMENTO



REF. 0336 - Estreito

APLICAÇÃO		
BALDAN	INRODA	PICCIN
COBRA	JAN	SÃO JOSÉ
EHLERT	KOHLER	STARA
FARENZENA	KONRATH	TATU
IBL	PANDOLFO	


LANÇAMENTO



REF. 0335 - Estreito

APLICAÇÃO
JM2

LANÇAMENTO



REF. 1076 - Estreito e Furação Ajustável

APLICAÇÃO		
BALDAN	INRODA	PICCIN
COBRA	JAN	SÃO JOSÉ
EHLERT	KOHLER	STARA
FARENZENA	KONRATH	TATU
IBL	PANDOLFO	

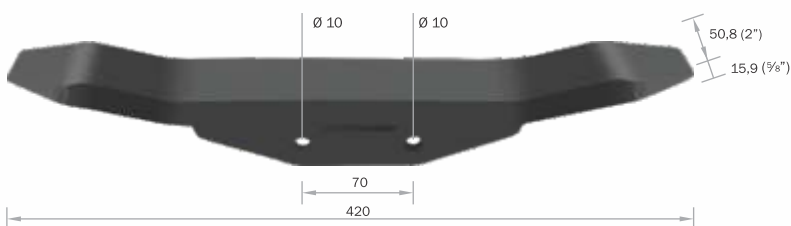
LANÇAMENTO



REF. 0348 - Bico Escarificador Forjado (modelo novo)

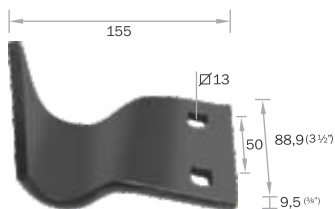
APLICAÇÃO
STARA Fox

LANÇAMENTO



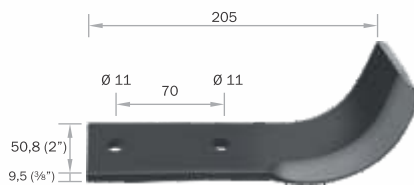
REF. 0334 - Bico Escarificador Forjado

APLICAÇÃO
TATU



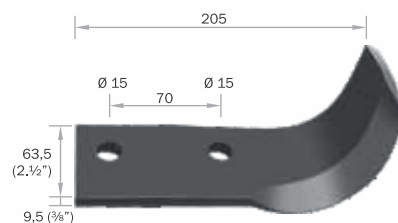
REF. 0006D ou REF. 0006E
Enxada para Valetadeira

APLICAÇÃO	MODELO
Valetadeira SEMEATO	VS-640



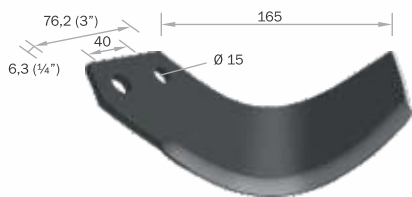
REF. 0502D ou REF. 0502E
Enxada para Valetadeira

APLICAÇÃO	MODELO
AGRIMEC	
INDUMEC	



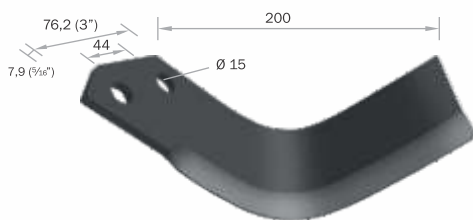
REF. 0303D ou REF. 0303E
Enxada para Valetadeira

APLICAÇÃO	MODELO
AGRIMEC	VA40L / VA55L
MEC-RUL	Giratória



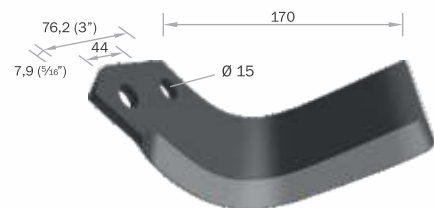
REF. 0305D ou REF. 0305E
Enxada para Valetadeira

APLICAÇÃO	MODELO
AGRIMEC	VA55L



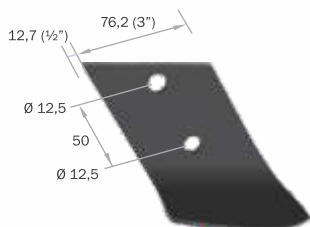
REF. 0404
Enxada para Valetadeira

APLICAÇÃO	MODELO
AGRIMEC	VA60L
BOELTER	--
MEC-RUL	Rotativa




REF. 0370
Enxada para Valetadeira Curta

APLICAÇÃO	MODELO
AGRIMEC	VA60L
BOELTER	--
MEC-RUL	Rotativa



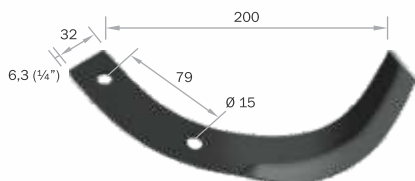
REF. 1096D ou REF. 1096E **LANÇAMENTO**
Enxada para Valetadeira

APLICAÇÃO	MODELO
DONDI	



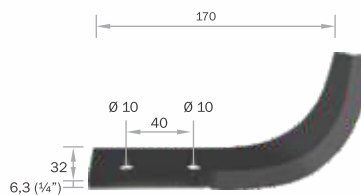
REF. 1097D ou REF. 1097E **LANÇAMENTO**
Enxada para Valetadeira

APLICAÇÃO	MODELO
DONDI	



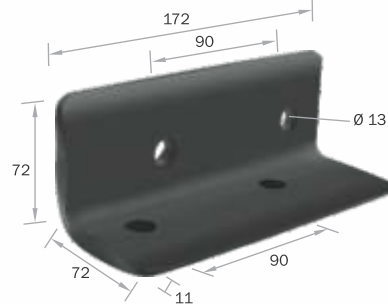
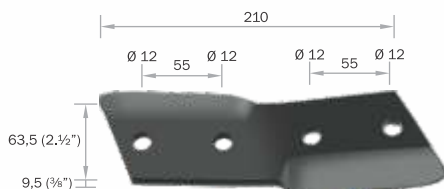
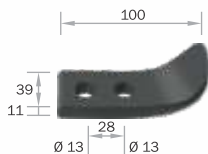
REF. 0508D ou REF. 0508E

APLICAÇÃO	MODELO
HUSQVARNA	CRT1 e TR430



REF. 0410D ou REF. 0410E

APLICAÇÃO	MODELO
BOITO	
A PODEROZA	
WEEMAC	



REF. 0601

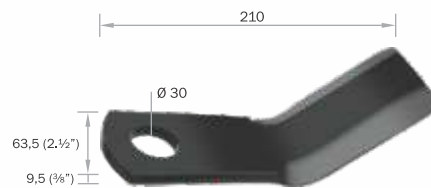
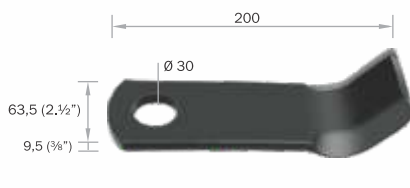
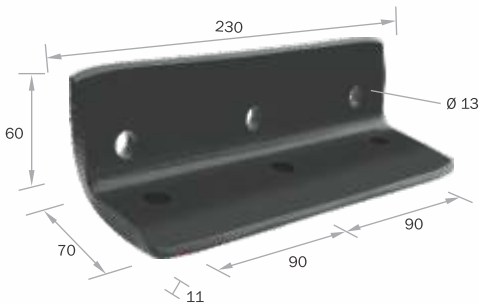
APLICAÇÃO	MODELO
INDUMEC	dente

REF. 0602

APLICAÇÃO	MODELO
INDUMEC	reta

REF. 0603

APLICAÇÃO	MODELO
INDUMEC	Angular 4 Furos



REF. 0604

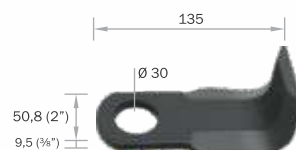
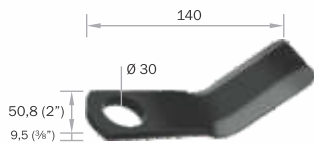

APLICAÇÃO	MODELO
INDUMEC	Angular 6 Furos

REF. 0813

APLICAÇÃO	MODELO
TRITTON	07000412

REF. 0815

APLICAÇÃO	MODELO
JAN TRITTON	07501401



REF. 0405 - Espessura 1/4" 07000403
REF. 0814 - Espessura 3/8" 07000404

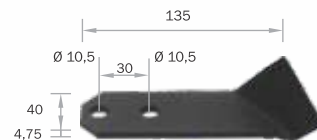
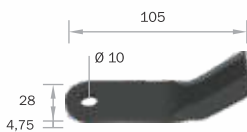
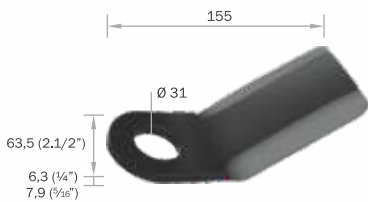
APLICAÇÃO	MODELO
JAN/ TRITTON	

REF. 0121

APLICAÇÃO	MODELO
JAN TRITTON	07605101

REF. 0122

APLICAÇÃO	MODELO
JAN TRITTON	07604801



REF. 4400 - Espessura 1/4" - 4400035
REF. 4407 - Espessura 5/16" - Reforçada


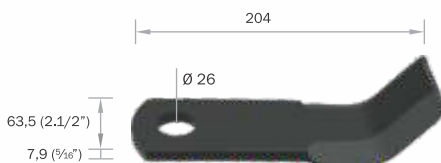
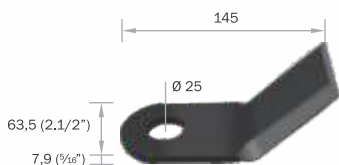
APLICAÇÃO	MODELO
JUMIL Trimax	

REF. 0124

APLICAÇÃO	MODELO
MAKITA Triturador de Relva	PG6550HG

REF. 0165D ou REF. 0165E

APLICAÇÃO	MODELO
TERMOAVES	



REF. 8812

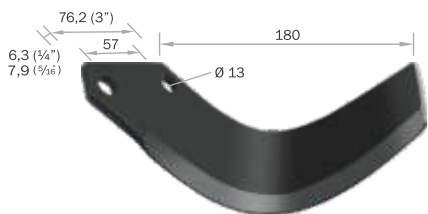
APLICAÇÃO	MODELO
LAVRALE	8901.1303

REF. 0419

APLICAÇÃO	MODELO
VICON	TC221000

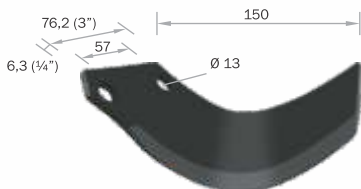
REF. 0481

APLICAÇÃO	MODELO
VICON	TC221011



REF. 0401D ou REF. 0401E 6,3mm (1/4")
REF. 0380D ou REF. 0380E 7,9mm (5/16")

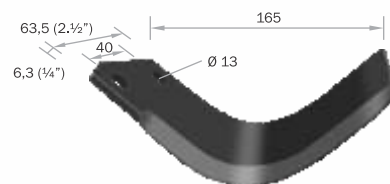
APLICAÇÃO		MODELO
MEC-RUL	HENNIPMAN	Tipo C
MINAMI	SR	
CEMAG		



LANÇAMENTO

REF. 1102D ou REF. 1102E

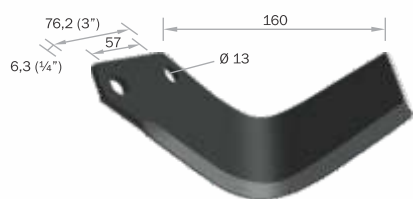
APLICAÇÃO	MODELO
MEC-RUL	Leve



LANÇAMENTO

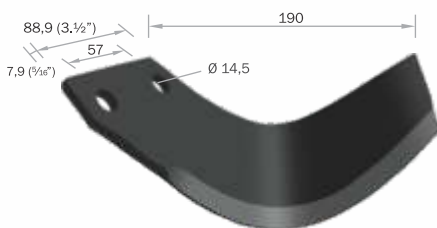
REF. 1084D ou REF. 1084E

APLICAÇÃO	MODELO
MEC-RUL	Estreita Tipo C



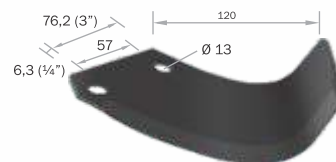
REF. 0403D ou REF. 0403E

APLICAÇÃO	MODELO
MEC-RUL	Tipo L
MINAMI	"
CEMAG	"



REF. 0381D ou REF.0381E

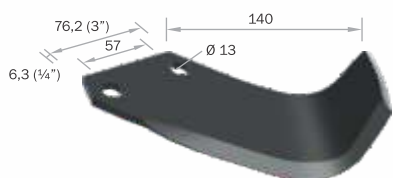
APLICAÇÃO	MODELO
MEC-RUL	Solo-cimento



LANÇAMENTO

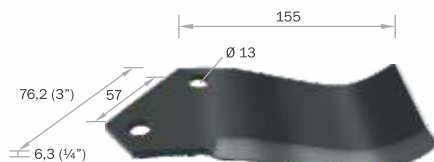
REF. 0509D ou REF. 0509E

APLICAÇÃO	MODELO
MEC-RUL	Cama de aviário



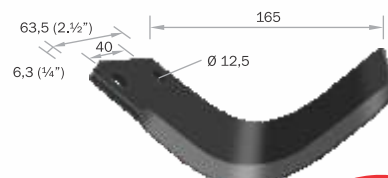
REF. 0400D ou REF. 0400E

APLICAÇÃO	MODELO
MEC-RUL	Tipo L ERP115/ ERP140



REF. 0450D ou REF. 0450E

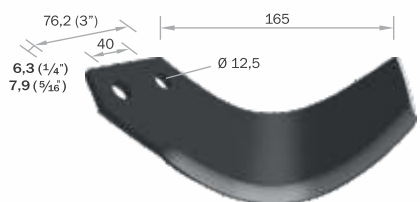
APLICAÇÃO	MODELO
MEC-RUL	Tipo S ERP125/ ERP150



LANÇAMENTO

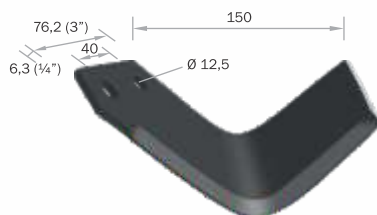
REF. 0500D ou REF. 0500E

APLICAÇÃO	MODELO
LAVRALE	Estreita Tipo C



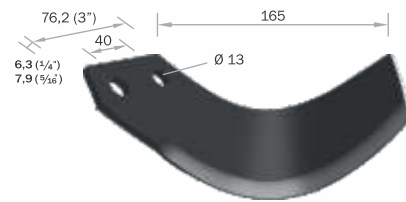
REF. 0504D ou REF. 0504E 6,3mm (1/4")
REF. 0325D ou REF. 0325E 7,9mm (5/16")

APLICAÇÃO	MODELO
LAVRALE	Tipo C



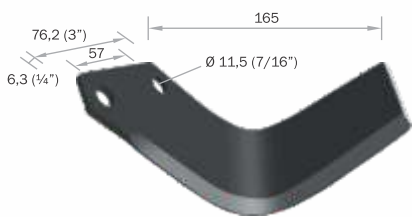
REF. 0399D ou REF. 0399E

APLICAÇÃO	MODELO
LAVRALE	Tipo L



REF. 0320D ou REF. 0320E 6,3mm (1/4")
REF. 0323D ou REF. 0323E 7,9mm (5/16")

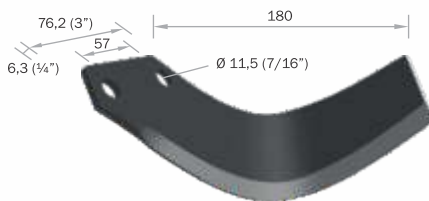
APLICAÇÃO	MODELO
MAFFES	Penta
LIPOW	Penta



REF. 0383D ou REF. 0383E

APLICAÇÃO

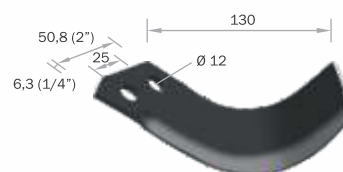
FNI
TOBATA



REF. 0402D ou REF. 0402E

APLICAÇÃO

FNI



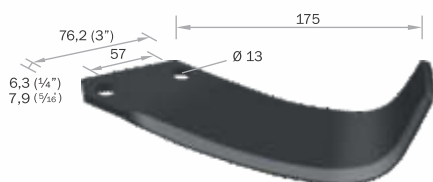
REF. 0411D ou REF. 0411E

APLICAÇÃO

BRANCO

MODELO

B2T 3,5CV



REF. 0451D ou REF. 0451E 6,3mm (1/4")

REF. 0307D ou REF. 0307E 7,9mm (5/16")

APLICAÇÃO

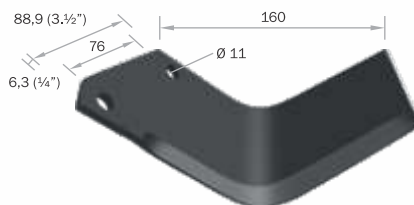
WATANABE

CLK

MODELO

Trimax

--



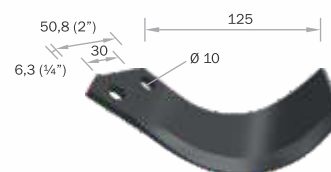
REF. 0107D ou REF. 0107E

APLICAÇÃO

YANMAR

MODELO

Euro



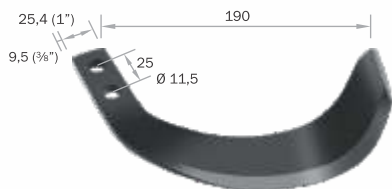
REF. 0108D ou REF. 0108E

APLICAÇÃO

YANMAR

MODELO

Ponei nova



REF. 0150D ou REF. 0150E

APLICAÇÃO

SIFANG

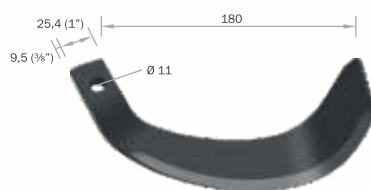
TRAMONTINI

KAWASHIMA

CLK

GREEN HORSE

COYOTTE



REF. 0200D ou REF. 0200E

APLICAÇÃO


TOBATA

HENNIPMAN

MODELO

M140

--



REF. 0201D ou REF. 0201E

APLICAÇÃO

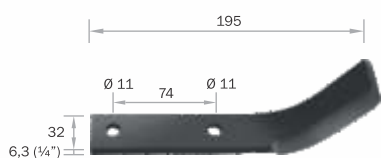
TOBATA

WATANABE

MODELO

19D/ E

--



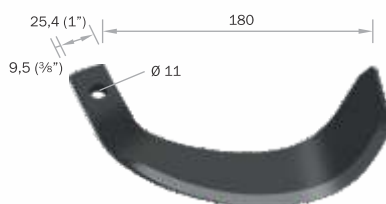
REF. 0110D ou REF. 0110E

APLICAÇÃO

YANMAR

MODELO

Ponei antiga



REF. 0103D ou REF. 0103E

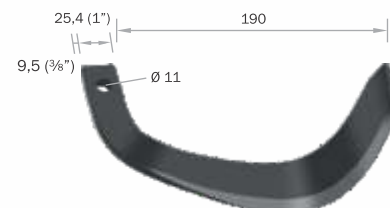
APLICAÇÃO

YANMAR

MODELO

Standard

TC10 a TC14



REF. 0104D ou REF. 0104E

APLICAÇÃO

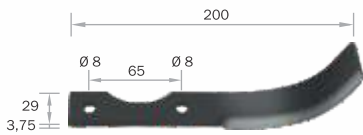
TOBATA

YANMAR

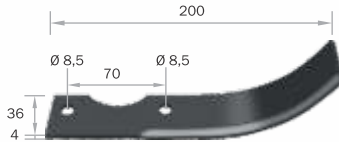
MODELO

--

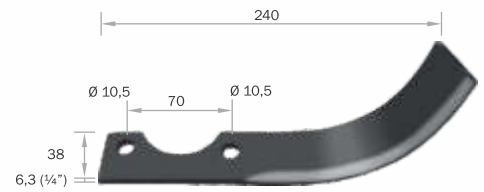
Capinação



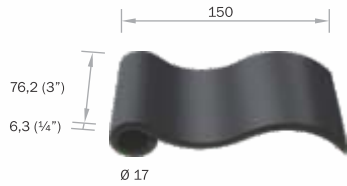
REF. 0776D ou REF. 0776E	
APLICAÇÃO	MODELO
BRANCO	Antiga B4T 5,5CV



REF. 0778D ou REF. 0778E	
APLICAÇÃO	MODELO
BRANCO	B4T 6,5CV

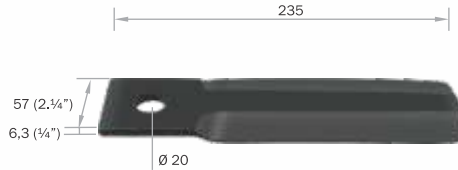


REF. 0779D ou REF. 0779E	
APLICAÇÃO	MODELO
BRANCO	BD 10CV



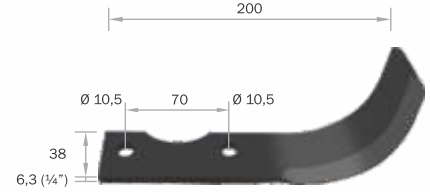
LANÇAMENTO

REF. 0123	
APLICAÇÃO	MODELO
HARAMAQ	--
MAFES	Penta



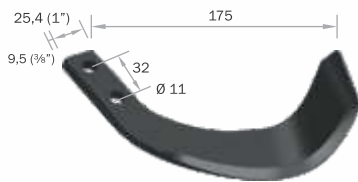
LANÇAMENTO

REF. 0210	
APLICAÇÃO	MODELO
MAQUINAFORT	Reta

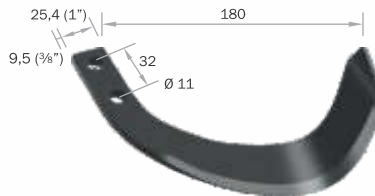


LANÇAMENTO

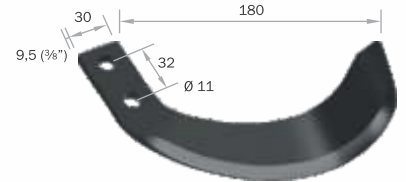
REF. 0774D ou REF.0774E	
APLICAÇÃO	MODELO
LAVRALE	Múltipla



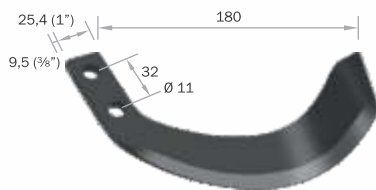
REF. 0085D ou REF. 0085E	
APLICAÇÃO	MODELO
ROTOCAR	19 D/E curta



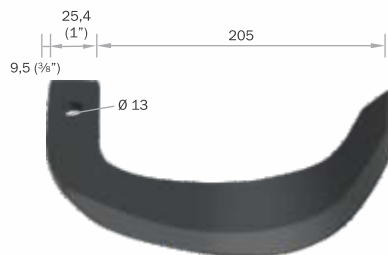
REF. 0099D ou REF. 0099E	
APLICAÇÃO	MODELO
ROTOCAR	19 D/E longa



REF. 0088D ou REF. 0088E	
APLICAÇÃO	MODELO
ROTOCAR	Reforçada

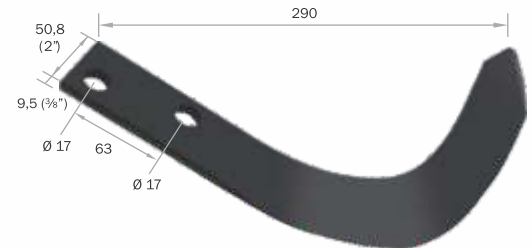


REF. 0100D ou REF. 0100E	
APLICAÇÃO	MODELO
YANMAR	Rotocar



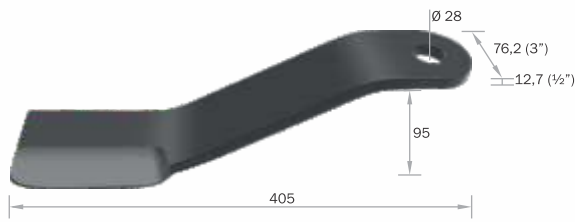
LANÇAMENTO

REF. 1110D ou REF. 1110E	
APLICAÇÃO	MODELO
KOHSHIN	Curta



LANÇAMENTO


REF. 1111D ou REF. 1111E	
APLICAÇÃO	MODELO
KOHSHIN	Longa




REF. 0396		
APLICAÇÃO	MODELO	CÓD. ORIGINAL
LAVRALE	1,10/ 1,30/ 1,60/ 1,80m	8707.1030
IBL	--	--
SÃO JOSÉ	--	--
SR	--	--



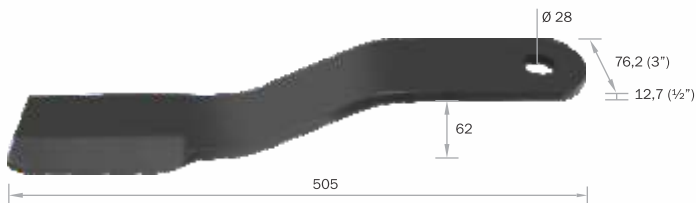
REF. 0398		
APLICAÇÃO	MODELO	CÓD. ORIGINAL
LAVRALE	Grama	8707.1039



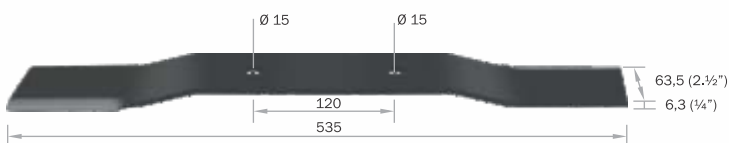
REF. 0397		
APLICAÇÃO	MODELO	CÓD. ORIGINAL
LAVRALE	Articulada	8901.1128



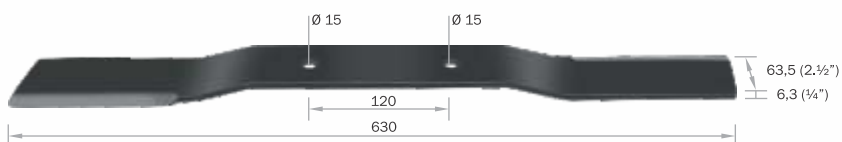
REF. 1393 LANÇAMENTO		
APLICAÇÃO	MODELO	CÓD. ORIGINAL
MRW	Harpia 515	--



REF. 8870 LANÇAMENTO		
APLICAÇÃO	MODELO	CÓD. ORIGINAL
LAVRALE	2,00m	8870.1000



REF. 0596		
APLICAÇÃO	MODELO	CÓD. ORIGINAL
LAVRALE	AT150/540	8301.1003



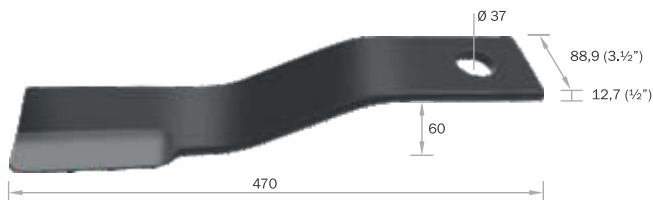
REF. 0597		
APLICAÇÃO	MODELO	CÓD. ORIGINAL
LAVRALE	AT180/540	8302.1048



REF. 0408		
APLICAÇÃO	MODELO	CÓD. ORIGINAL
MEC-RUL	1,60m antiga	2.0020.1036



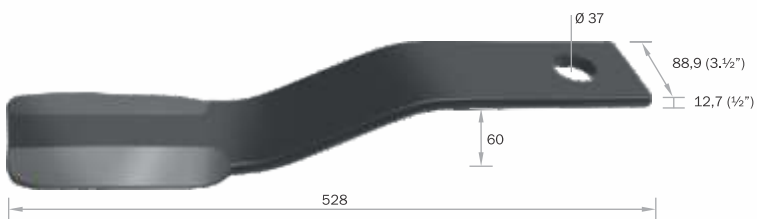
REF. 0409		
APLICAÇÃO	MODELO	CÓD. ORIGINAL
MEC-RUL	1,80m antiga	2.0025.1007



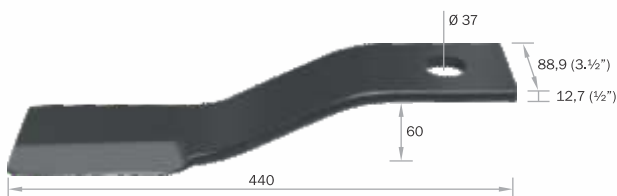
REF. 0420		
APLICAÇÃO	MODELO	CÓD. ORIGINAL
MEC-RUL	1,20m - 1,40m nova	2.0020.1013
KONRATH	1,30m	--



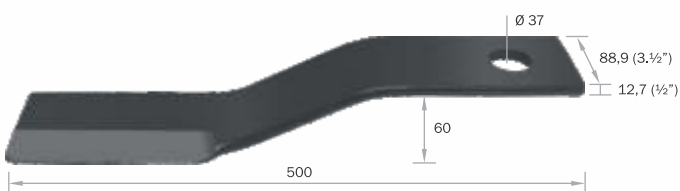
REF. 0406		
APLICAÇÃO	MODELO	CÓD. ORIGINAL
MEC-RUL	1,60m-1,80m nova	2.0023.1023
IPACOL	1,60m - 1,80m	--
KONRATH	1,50m	--
TRITON	Fertilance	--



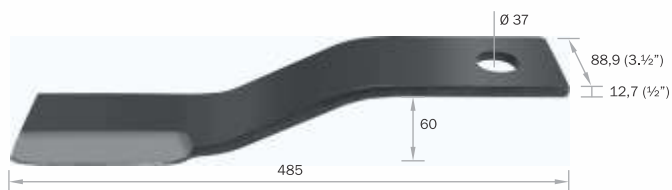
REF. 0350		
APLICAÇÃO	MODELO	CÓD. ORIGINAL
MEC-RUL	Corte Duplo	2.0028.1020




REF. 1302		
APLICAÇÃO	MODELO	CÓD. ORIGINAL
MEC-RUL	1,30m N° 13	2.0024.1001



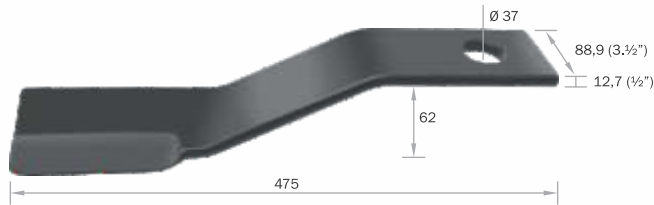
REF. 0463		
APLICAÇÃO	MODELO	CÓD. ORIGINAL
MEC-RUL	1,50m N° 15	2.0024.1002



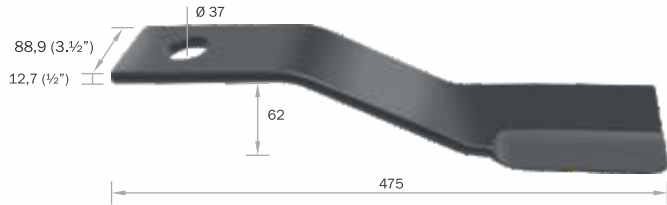
REF. 0464		
APLICAÇÃO	MODELO	CÓD. ORIGINAL
MEC-RUL	1,70m N° 17	2.0024.1023




REF. 0332		
APLICAÇÃO	MODELO	CÓD. ORIGINAL
MEC-RUL	2m N° 200	2.0026.1044
JACUÍ	--	--



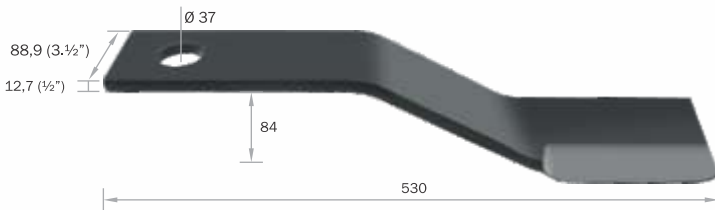
REF. 0018		
APLICAÇÃO	MODELO	CÓD. ORIGINAL
MEC-RUL	ecológica direita	2.0027.1047




REF. 0019		
APLICAÇÃO	MODELO	CÓD. ORIGINAL
MEC-RUL	ecológica esquerda	2.0027.1048




REF. 0020		
APLICAÇÃO	MODELO	CÓD. ORIGINAL
MEC-RUL	ecológica superior	2.0027.1049




REF. 0461		
APLICAÇÃO	MODELO	CÓD. ORIGINAL
MEC-RUL	ecológica esquerda	2.0027.1188



REF. 0387		
APLICAÇÃO	MODELO	CÓD. ORIGINAL
BALDAN	--	462.527.481.64
TATU	--	06.22.34.0019
		06.22.40.0019
		05.01.05.0775
		05.01.05.0776
ASUS	menor	--




REF. 0387H		
APLICAÇÃO	MODELO	CÓD. ORIGINAL
NAPALHA	--	--



LANÇAMENTO

REF. 1305		
APLICAÇÃO	MODELO	CÓD. ORIGINAL
BALDAN	--	462.527.481.56

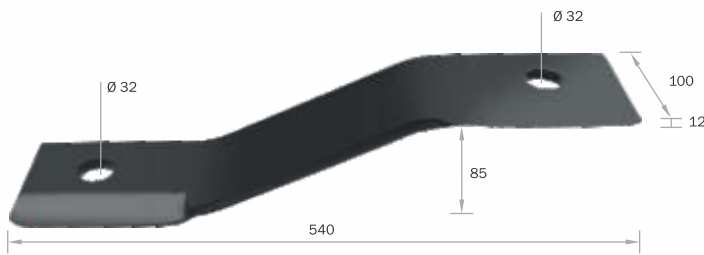
LANÇAMENTO



REF. 0230		
APLICAÇÃO	MODELO	CÓD. ORIGINAL
BALDAN	Eco	462.527.540.91




REF. 0393		
APLICAÇÃO	MODELO	CÓD. ORIGINAL
BALDAN	--	462.527.561.08
		462.526.561.11
		462.526.561.03
TATU	Moderna	06.22.34.0018
		06.22.40.0018
		05.01.05.0773
		05.01.05.0774
ASUS	--	--



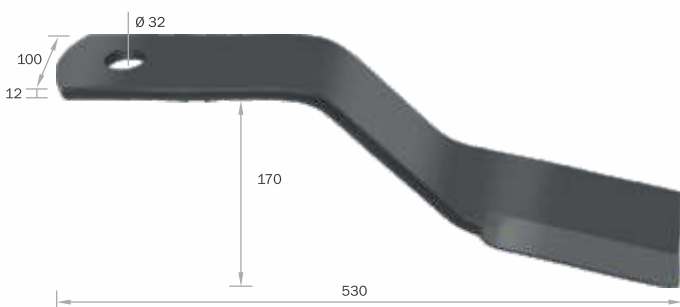
REF. 0462		
APLICAÇÃO	MODELO	CÓD. ORIGINAL
KHOLER	--	--




REF. 0213		
APLICAÇÃO	MODELO	CÓD. ORIGINAL
BALDAN	RD2700-RD3000	462.527.560.27
		462.527.560.19



REF. 0357		
APLICAÇÃO	MODELO	CÓD. ORIGINAL
BALDAN	RP-RPL 1700	462.527.651.58
		462.527.625.66
		462.526.626.93
		462.526.625.61
CADIOLI	--	--

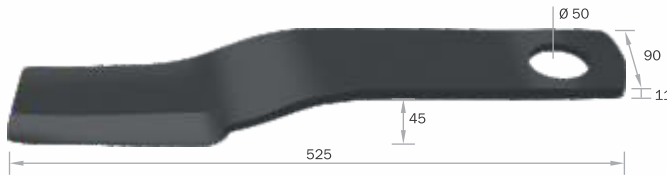


REF. 0217		
APLICAÇÃO	MODELO	CÓD. ORIGINAL
BALDAN	RDDE 2600 ECO	462.527.559.00
		462.527.561.24



LANÇAMENTO

REF. 0223		
APLICAÇÃO	MODELO	CÓD. ORIGINAL
BALDAN	--	462.527.652.04
		462.526.541.86
		462.526.651.96



REF. 0212		
APLICAÇÃO	MODELO	CÓD. ORIGINAL
BALDAN	--	462.527.521.29
TATU	Moderna	06.22.34.0003 05.01.05.0392
SANTA IZABEL	1,30m	--




REF. 0385		
APLICAÇÃO	MODELO	CÓD. ORIGINAL
BALDAN	--	462.527.601.05
	--	462.527.601.13
TATU	Antiga	06.22.34.0004
		06.22.40.0004
		05.01.05.0646 05.01.05.0648
SANTA IZABEL	1,50m - 1,70m	--




LANÇAMENTO

REF. 0229		
APLICAÇÃO	MODELO	CÓD. ORIGINAL
TATU	--	06.22.40.0061




REF. 0216		
APLICAÇÃO	MODELO	CÓD. ORIGINAL
TATU	corte simples	06.22.40.0062 05.01.05.6795




REF. 0216H		
APLICAÇÃO	MODELO	CÓD. ORIGINAL
TATU	--	06.22.40.0059 05.01.05.3940

LANÇAMENTO



REF. 0227H		
APLICAÇÃO	MODELO	CÓD. ORIGINAL
TATU	--	06.22.40.0055



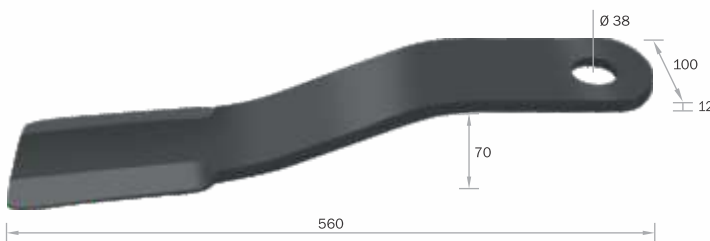
REF. 0392		
APLICAÇÃO	MODELO	CÓD. ORIGINAL
TATU	moderna	06.22.40.0054 05.01.05.2742
KONRATH	--	--



REF. 0214		
APLICAÇÃO	MODELO	CÓD. ORIGINAL
TATU	--	06.22.40.0056 05.01.05.3943
ANTONIOSI (JOHN DEERE)	--	--



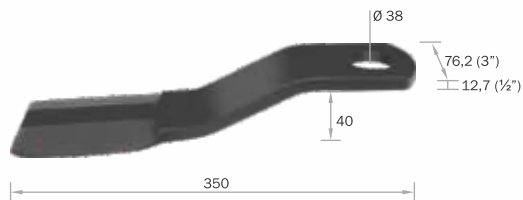
REF. 0386		
APLICAÇÃO	MODELO	CÓD. ORIGINAL
TATU	cutte duplo	06.22.40.0052 05.01.05.2740
IBL	dupla	--



REF. 0215		
APLICAÇÃO	MODELO	CÓD. ORIGINAL
TATU	cutte duplo	06.22.40.0057 05.01.05.4025




REF. 0388		
APLICAÇÃO	MODELO	CÓD. ORIGINAL
TATU	cutte duplo	06.22.40.0051 05.01.05.2684

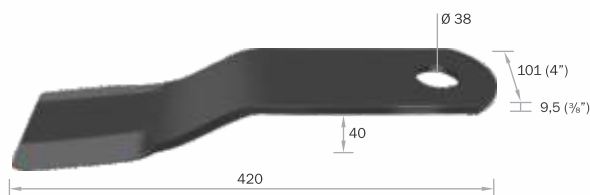


LANÇAMENTO

REF. 0467		
APLICAÇÃO	MODELO	CÓD. ORIGINAL
KAMAQ	KDD210C	061.23177

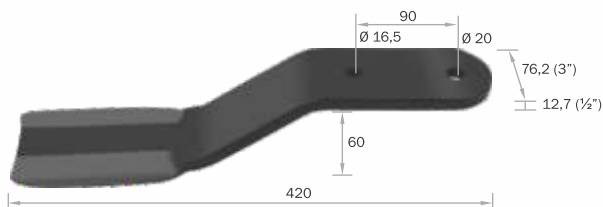


REF. 0499		
APLICAÇÃO	MODELO	CÓD. ORIGINAL
KAMAQ	Reta KOP 115	061.29528



LANÇAMENTO


REF. 0351		
APLICAÇÃO	MODELO	CÓD. ORIGINAL
KAMAQ	LDD230	061.09006



REF. 1303		
APLICAÇÃO	MODELO	CÓD. ORIGINAL
KAMAQ	KDD FLEX	061.47804



REF. 0377		
APLICAÇÃO	MODELO	CÓD. ORIGINAL
KAMAQ	Ninja 230 Flash 350-KDD 230	061.00559 corte simples



LANÇAMENTO

REF. 0222		
APLICAÇÃO	MODELO	CÓD. ORIGINAL
KAMAQ	Sobrefaca	061.07056 061.29852



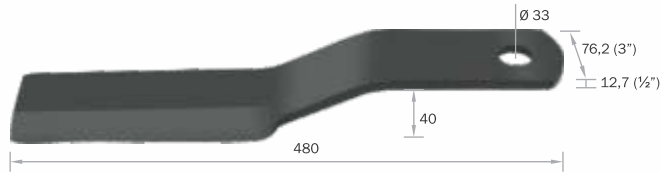
LANÇAMENTO

REF. 0376		
APLICAÇÃO	MODELO	CÓD. ORIGINAL
KAMAQ	SR260 Menor	061.09005

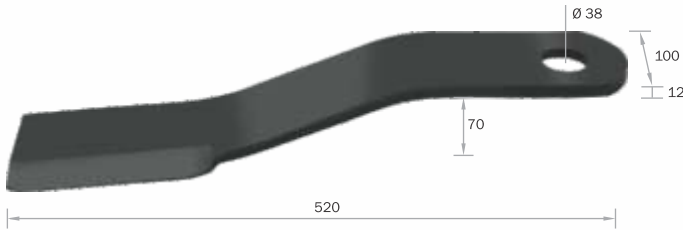


LANÇAMENTO

REF. 0352		
APLICAÇÃO	MODELO	CÓD. ORIGINAL
KAMAQ	LDD230 Maior	061.09007




REF. 0219		
APLICAÇÃO	MODELO	CÓD. ORIGINAL
KAMAQ	RFW 1400 (Kamaq menor)	061.00562
MFW	1,40m	--



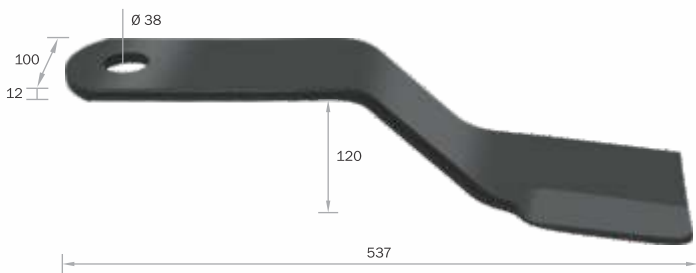
REF. 0211		
APLICAÇÃO	MODELO	CÓD. ORIGINAL
KAMAQ	NRC 142 TF KDD 2600	061.00558 corte simples



REF. 0378		
APLICAÇÃO	MODELO	CÓD. ORIGINAL
KAMAQ	Ninja 260	061.00558 corte duplo
GTM	--	--
LUMA	RR-2600	0280000002
ALMEIDA	ROAL1300	--



REF. 0358		
APLICAÇÃO	MODELO	CÓD. ORIGINAL
KAMAQ	260VTC-KDD132	061.23232



REF. 0369		
APLICAÇÃO	MODELO	CÓD. ORIGINAL
KAMAQ	Ninja MAC 260	061.06390



LANÇAMENTO

REF. 0374		
APLICAÇÃO	MODELO	CÓD. ORIGINAL
KAMAQ	SR260 Maior	061.08623

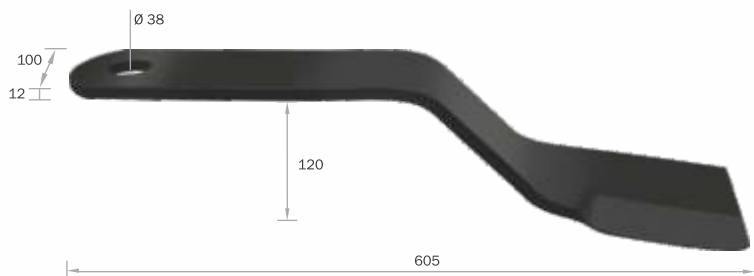


REF. 0354		
APLICAÇÃO	MODELO	CÓD. ORIGINAL
KAMAQ	reta SR330P	061.06102




LANÇAMENTO

REF. 0373		
APLICAÇÃO	MODELO	CÓD. ORIGINAL
KAMAQ	SR300 Menor	061.09008



LANÇAMENTO


REF. 1304		
APLICAÇÃO	MODELO	CÓD. ORIGINAL
KAMAQ	SR350P	061.06459




REF. 0218		
APLICAÇÃO	MODELO	CÓD. ORIGINAL
KAMAQ	RFW 1700 NR 170 - NRC KD160(KAMAQ maior)	061.00558
MFW	ROTD1600/1700/1800	--



REF. 0379		
APLICAÇÃO	MODELO	CÓD. ORIGINAL
KAMAQ	Samurai 300 Ninja 300-160-170 180 SH935	061.00560
ALMEIDA	ROAL1500/ 1700	--



REF. 0389		
APLICAÇÃO	MODELO	CÓD. ORIGINAL
KAMAQ	300 VTC - KDD 152 KD 162	061.22933



LANÇAMENTO

REF. 1100		
APLICAÇÃO	MODELO	CÓD. ORIGINAL
KAMAQ	--	061.61626

LANÇAMENTO

REF. 0372


APLICAÇÃO	MODELO	CÓD. ORIGINAL
KAMAQ	SR300 Maior	061.09009



LANÇAMENTO

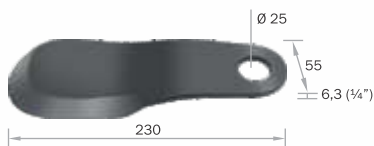
REF. 0224

APLICAÇÃO	MODELO	CÓD. ORIGINAL
KAMAQ	MAC200	061.00566




REF. 0105

APLICAÇÃO	MODELO	CÓD. ORIGINAL
YAMMAR	Gramma TA71	--
MODELMAQ	--	--




REF. 0106

APLICAÇÃO	MODELO	CÓD. ORIGINAL
YAMMAR	frontal TA70	--



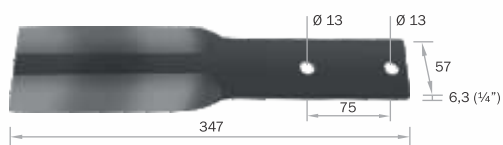
REF. 0205

APLICAÇÃO	MODELO	CÓD. ORIGINAL
TOBATA	M-261	--
MODELMAQ	--	--



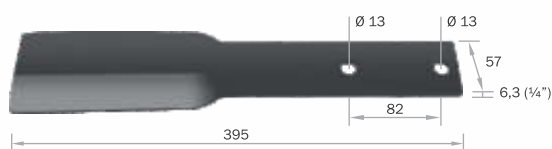
REF. 0206

APLICAÇÃO	MODELO	CÓD. ORIGINAL
TOBATA	CTGA-13	--



REF. 0207

APLICAÇÃO	MODELO	CÓD. ORIGINAL
MODELMAQ	fio duplo	--
TRAMONTINI	--	--



REF. 0204

APLICAÇÃO	MODELO	CÓD. ORIGINAL
TOBATA	M-233	--



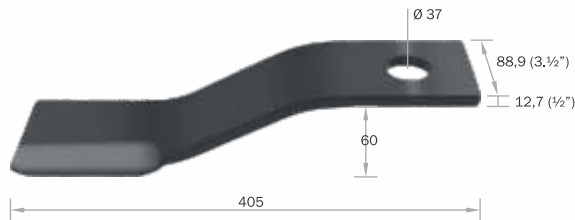
LANÇAMENTO




REF. 2301		
APLICAÇÃO	MODELO	CÓD. ORIGINAL
ALMEIDA	Roal 1000	--



REF. 0220		
APLICAÇÃO	MODELO	CÓD. ORIGINAL
ARADOR	Modelo antigo	--



REF. 0426		
APLICAÇÃO	MODELO	CÓD. ORIGINAL
IPACOL	1,30m	4401294



REF. 0395		
APLICAÇÃO	MODELO	CÓD. ORIGINAL
BERTANHA	1.60m	--



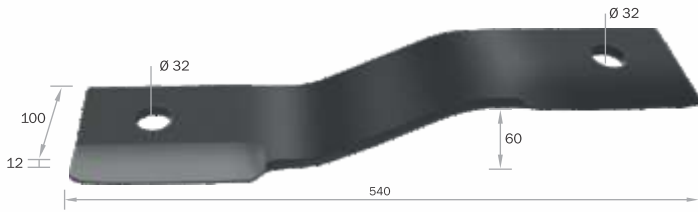
REF. 0394		
APLICAÇÃO	MODELO	CÓD. ORIGINAL
BERTANHA	1,80m	--
PICCIN	1,50m-1,70m	--



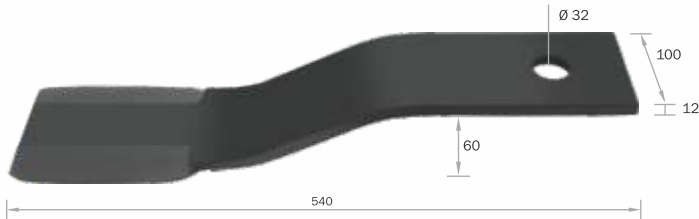
REF. 0459		
APLICAÇÃO	MODELO	CÓD. ORIGINAL
JUMIL	1.60m	4401293



REF. 0458		
APLICAÇÃO	MODELO	CÓD. ORIGINAL
JUMIL	1.80m	4401294



REF. 0407		
APLICAÇÃO	MODELO	CÓD. ORIGINAL
MAXION/ MASSEY	--	487946M1
JAN	--	--
IBL	--	--
IPB	--	--
SÃO JOSÉ	--	--
KHOR	--	--
INW	--	--
MAQTRON	--	--




LANÇAMENTO

REF. 0346		
APLICAÇÃO	MODELO	CÓD. ORIGINAL
SÃO JOSÉ	RH290/ RH350	--




REF. 0608		
APLICAÇÃO	MODELO	CÓD. ORIGINAL
FNI	312 (Modelo novo)	43010652




LANÇAMENTO

REF. 0221		
APLICAÇÃO	MODELO	CÓD. ORIGINAL
FNI	312 c/ contrapeso	43010652



LANÇAMENTO

REF. 0228		
APLICAÇÃO	MODELO	CÓD. ORIGINAL
FNI	modelo novo	--



REF. 0355		
APLICAÇÃO	MODELO	CÓD. ORIGINAL
AVARÉ	750 arrasto SP1	25.047-0




REF. 0356		
APLICAÇÃO	MODELO	CÓD. ORIGINAL
SANTO EXPEDITO	--	25.047-0

REF.	DESCRIÇÃO	COMP.	medidas em milímetros		
			X	Y	Z
0430	Fixador Superior - 1,20	450	--	--	111
0431	Espaçador - 1,20	190	--	--	--
0432	Fixador Inferior - 1,20	450	--	--	111
0871	Fixador Superior	600	--	--	185
0872	Espaçador	310	--	--	--
0873	Fixador Inferior	600	--	--	185
0433	Fixador Superior - 1,40	630	84	--	114
0434	Espaçador - 1,40	370	84	--	--
0435	Fixador Inferior - 1,40	630	84	--	114
0832	Fix. Superior - 1,30/ 1,40	670	84	--	134
0833	Espaçador - 1,30/ 1,40	405	84	--	--
0834	Fix. Inferior - 1,30/ 1,40	670	84	--	134
0436	Fixador Superior - 1,60	700	84	--	152
0437	Espaçador - 1,60	440	84	--	--
0438	Fixador Inferior - 1,60	700	84	--	152
0487	Fix. Superior - 1,50/ 1,60	740	84	--	172
0488	Espaçador - 1,50/ 1,60	480	84	--	--
0489	Fix. Inferior - 1,50/ 1,60	740	84	--	172
0442	Fix. Superior - 1,60 / 1,80	800	130	--	160
0443	Espaçador - 1,60 / 1,80	465	130	--	--
0444	Fix. Inferior - 1,60 / 1,80	800	130	--	160
0439	Fix. Sup. 1,70/ 1,80/ 2,00	936	84	110	270
0440	Espaçador - 1,70/ 1,80/ 2,00	676	84	110	--
0441	Fix. Inf. 1,70/ 1,80/ 2,00	936	84	110	270
0447	Fixador Superior 2,00 Eco	1158	84	222	382
0448	Espaçador 2,00 Eco	900	84	222	--
0449	Fixador Inferior 2,00 Eco	1158	84	222	382

SUPOORTE P/ ROÇADEIRA MEC-RUL

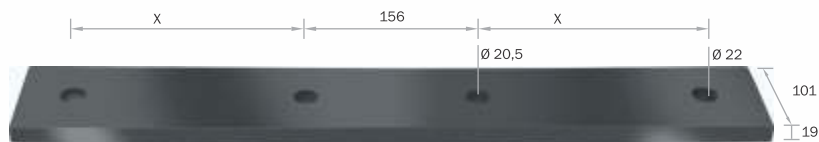
BRACKOT FOR MEC-RUL ROTARY CUTTER
 SOPORTE PARA DESMALEZADORA MEC-RUL



SUPOORTE P/ ROÇADEIRA IBL

BRACKOT FOR IBL ROTARY CUTTER
 SOPORTE PARA DESMALEZADORA IBL

REF.	DESCRIÇÃO	X	COMPRIMENTO
0858	Suporte IBL 1,60	208mm	675mm
0859	Suporte IBL 1,80	287mm	825mm



SUPOORTE P/ ROÇADEIRA IPB/ FARENZENA

BRACKOT FOR IPB ROTARY CUTTER
 SOPORTE PARA DESMALEZADORA IPB

REF.	DESCRIÇÃO	X	COMPRIMENTO
0852	Suporte IPB 1,60	185mm	635mm
0851	Suporte IPB 1,80	285mm	836mm




SUPORTE P/ ROÇADEIRA LAVRALE

BRACKET FOR LAVRALE ROTARY CUTTER
 SOPORTE PARA DESMALEZADORA LAVRALE

MODELOS DE 1 BARRA

REF.	DESCRIÇÃO	X (mm)	Y (mm)	COMP. (mm)
0860	Suporte LAVRALE 1,30	250	155	665
0861	Suporte LAVRALE 1,60	250	305	962
0862	Suporte LAVRALE 1,80	250	405	1162
0865	Suporte LAVRALE Articulada	156	305	870



MODELOS DE 3 BARRAS

REF.	DESCRIÇÃO	X (mm)	Y (mm)	COMP. (mm)
0910	Fixador Superior - 1,30	95	60	640
0911	Espaçador - 1,30	95	-	480
0912	Fixador Inferior - 1,30	95	60	640
0913	Fixador Superior - 1,60	245	60	940
0914	Espaçador - 1,60	245	-	780
0915	Fixador Inferior - 1,60	245	60	940
0916	Fixador Superior - 1,80	345	60	1140
0917	Espaçador - 1,80	345	-	980
0918	Fixador Inferior - 1,80	345	60	1140



SUPORTE P/ ROÇADEIRA KOHLER

BRACKET FOR KOHLER ROTARY CUTTER
 SOPORTE PARA DESMALEZADORA KOHLER

REF.	DESCRIÇÃO	X (mm)	COMP. (mm)
0866	Fixador Superior 1,60	190	747
0867	Fixador Inferior 1,60	190	747
0868	Fixador Superior 1,80	290	947
0869	Fixador Inferior 1,80	290	947




Obs.: compatível para conversão de Lavrale de 1 barra para 2 barras. Com conj. articulador 2081 + faca 0393

SUPORTE P/ ROÇADEIRA IPACOL

BRACKET FOR IPACOL ROTARY CUTTER
 SOPORTE PARA DESMALEZADORA IPACOL

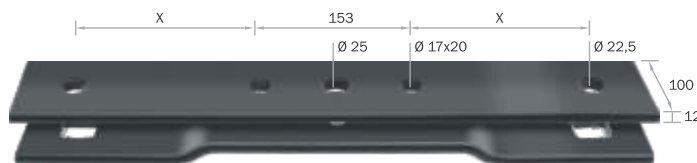
REF.	DESCRIÇÃO	X (mm)	Y (mm)	COMP. (mm)
0436	Fixador Superior - 1,60	84	152	700
0437	Espaçador - 1,60	84	--	440
0438	Fixador Inferior - 1,60	84	152	700
0439	Fixador Superior - 1,80	84	270	936
0440	Espaçador - 1,80	84	--	676
0441	Fixador Inferior - 1,80	84	270	936



SUPOORTE P/ ROÇADEIRA TATU

 BRACKOT FOR TATU ROTARY CUTTER
 SOPORTE PARA DESMALEZADORA TATU


REF.	DESCRIÇÃO	X (mm)	COMP. (mm)	CÓD. ORIGINAL
0840	Fixador Superior 1,30 / 1,50	185	635	--
0841	Fixador Inferior 1,30 / 1,50	185	635	--
0842	Fixador Superior 1,70	285	835	--
0843	Fixador Inferior 1,70	285	835	--



SUPOORTE P/ ROÇADEIRA TATU ANTIGA

 BRACKOT FOR TATU ROTARY CUTTER
 SOPORTE PARA DESMALEZADORA TATU

REF.	DESCRIÇÃO	X (mm)	COMP. (mm)	CÓD. ORIGINAL
0854	Fixador Superior 1,30 / 1,50	200	635	--
0855	Fixador Inferior 1,30 / 1,50	200	635	--
0856	Fixador Superior 1,70	302	835	--
0857	Fixador Inferior 1,70	302	835	--




SUPOORTE P/ ROÇADEIRA TATU

 BRACKOT FOR TATU ROTARY CUTTER
 SOPORTE PARA DESMALEZADORA TATU

LANÇAMENTO

REF.	DESCRIÇÃO	X (mm)	COMP. (mm)	CÓD. ORIGINAL
1072	Fixador Superior	92	480	0561017308
1073	Fixador Inferior	92	480	0561017368
1074	Fixador Superior	192	684	0561017307
1075	Fixador Inferior	192	684	0561017369



SUPOORTE P/ ROÇADEIRA MAXION

 BRACKOT FOR MAXION ROTARY CUTTER
 SOPORTE PARA DESMALEZADORA MAXION

REF.	DESCRIÇÃO	COMPRIMENTO
0850	Suporte Maxion	834mm



CONJUNTOS ARTICULADORES

BLADE SET ARTICULATOR/ CJ. ARTICULADOR

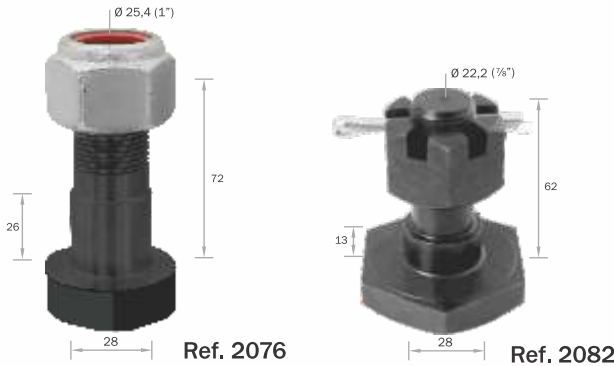


REF.	DESCRIÇÃO	ENXADA
2069	Cj. Articulator p/ enxada FNI 7/16" x 1.1/2"	0402
2070	Cj. Articulator p/ enxada LAVRALE 12 x 35mm	0399, 0504
2071	Cj. Articulator p/ enxada MEC-RUL/ CEMAG 1/2" x 1.1/2"	0401, 0403

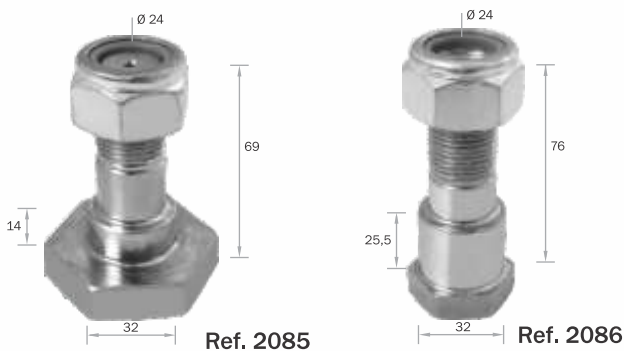


REF.	DESCRIÇÃO	ENXADA
2072	Cj. Articulator p/ enxada MEC-RUL 1/2" x 1.3/4"	0380
2073	Cj. Articulator p/ enxada TOBATA 10 x 35mm	0200, 0201
2074	Cj. Articulator p/ enxada YANMAR 10 x 30mm	0103, 0104
2094	Cj. Articulator p/ valetadeira 14 x 40mm	0370, 0404


LANÇAMENTO



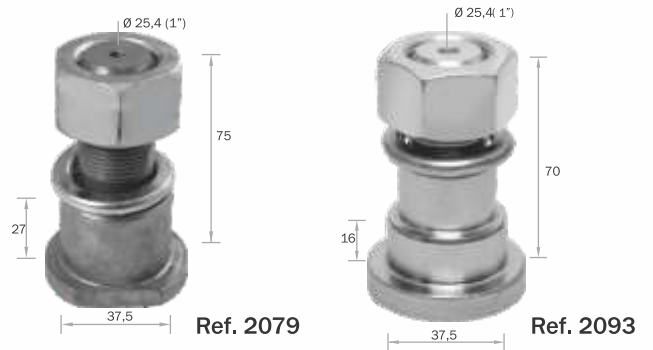
REF.	DESCRIÇÃO	ROÇADEIRA
2076	Cj. Articulator p/ roçadeira LAVRALE c/ 3 barras/ SR	0396, 0398
2082	Cj. Articulator p/ roçadeira LAVRALE c/ 1 barra	0396, 0397




REF.	DESCRIÇÃO	ROÇADEIRA
2085	Cj. Articulator p/ roçadeira JAN p/ suporte novo	0387, 0407
2086	Cj. Articulator p/ roçadeira JAN p/ suporte antigo	0387, 0407




REF.	DESCRIÇÃO	ROÇADEIRA
2089	Cj. Articulator p/ roçadeira BALDAN	0393
2078	Cj. Articulator p/ roçadeira MAXION/ IBL	0407



REF.	DESCRIÇÃO	ROÇADEIRA
2079	Cj. Articulator p/ roçadeira BERTANHA	0394, 0395
2093	Cj. Articulator p/ roçadeira BERTANHA antiga	0394, 0395



REF.	DESCRIÇÃO	ROÇADEIRA
2087	Cj. Articulator p/ roçadeira TATU corte duplo	0386, 0388
2081	Cj. Articulator p/ roçadeira TATU 2 furos	0387, 0393



REF.	DESCRIÇÃO	ROÇADEIRA
2083	Cj. Articulator p/ roçadeira TATU 590mm	0385
2080	Cj. Articulator p/ roçadeira TATU 630mm	0392




Ref. 2077



Ref. 2084

REF.	DESCRIÇÃO	ROÇADEIRA
2077	Cj. Art. roç. MEC-RUL 1,60/ 1,80m suporte antigo	0408, 0409
2084	Cj. Art. roç. MEC-RUL 1,60/ 1,80m suporte novo	0408, 0409



Ref. 2092

REF.	DESCRIÇÃO	ROÇADEIRA
2092	Cj. Articulador p/ roçadeira YANMAR TA71	0105



Ref. 2088



Ref. 2075

REF.	DESCRIÇÃO	ROÇADEIRA
2088	Cj. Articulador p/ roçadeira MEC-RUL ecológica	0018, 0019, 0020
2075	Cj. Articulador p/ roçadeira MEC-RUL nova/ IPACOL	0406, 0420, 0350



Ref. 2096

LANÇAMENTO



Ref. 2097

LANÇAMENTO

REF.	DESCRIÇÃO	ROÇADEIRA
2096	Cj. Art. roç. SÃO JOSÉ	0407
2097	Cj. Art. roç. SÃO JOSÉ	0396



Ref. 2090



Ref. 2091

REF.	DESCRIÇÃO
2090	Cj. Articulador p/ suporte MEC-RUL 16x80 central
2091	Cj. Articulador p/ suporte MEC-RUL 16x55 lateral



Ref. 2098

LANÇAMENTO



Ref. 2099

LANÇAMENTO

REF.	DESCRIÇÃO	ROÇADEIRA
2098	Cj. Art. roç. SÃO JOSÉ	0407
2099	Cj. Art. roç. SÃO JOSÉ	0396

LIMPADORES DE DISCO


REF.	APLICAÇÃO	MODELO	CÓD. ORIGINAL
0072D	TATU	SDA2 dir.	0501017541
0072E	TATU	SDA2 esq.	0501017542




REF.	APLICAÇÃO	MODELO	CÓD. ORIGINAL
0077D	VALTRA	dir.	12140021
0077E	VALTRA	esq.	12140020
0077D	MASSEY	dir.	12140021
0077E	MASSEY	esq.	12140020
0077D	SFIL	dir.	--
0077E	SFIL	esq.	--



REF.	APLICAÇÃO	MODELO	CÓD. ORIGINAL
0073D	TATU	SDA3 dir.	0531013568
0073E	TATU	SDA3 esq.	0531013569



REF.	APLICAÇÃO	MODELO	CÓD. ORIGINAL
0078D	JOHN DEERE	dir.	Kk18804
0078E	JOHN DEERE	esq.	Kk18805



REF.	APLICAÇÃO	MODELO	CÓD. ORIGINAL
0074D	VALTRA	dir.	7041251M1
0074E	VALTRA	esq.	7041252M1
0074D	MASSEY	dir.	7041251M1
0074E	MASSEY	esq.	7041252M1



REF.	APLICAÇÃO	MODELO	CÓD. ORIGINAL
0079D	VENCETUDO	dir.	10020003
0079E	VENCETUDO	esq.	10020002



REF.	APLICAÇÃO	MODELO	CÓD. ORIGINAL
0075D	NETZ	dir.	LD1070
0075E	NETZ	esq.	LE1070



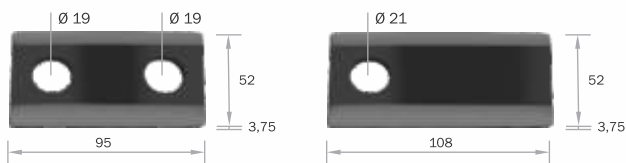
REF.	APLICAÇÃO	MODELO	CÓD. ORIGINAL
0082D	SEMEATO	dir.	2507.0005
0082E	SEMEATO	esq.	2507.0006



REF.	APLICAÇÃO	MODELO	CÓD. ORIGINAL
0076D	SEMEATO	dir.	15070056
0076E	SEMEATO	esq.	15070057
0076D	KUHN	dir.	YD065707
0076E	KUHN	esq.	YD065708

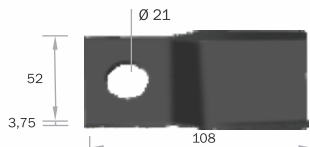


REF.	APLICAÇÃO	MODELO	CÓD. ORIGINAL
0083D	IMASA	dir.	--
0083E	IMASA	esq.	--

SEGADEIRAS
SEGADEIRA LAVRALE


REF. 0427

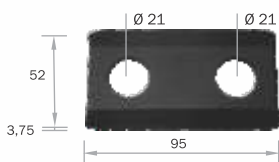
REF. 0428



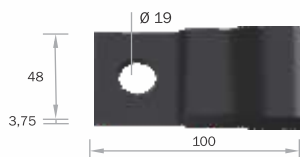
REF. 1081D ou REF. 1081E

MOWER/ SEGADORA

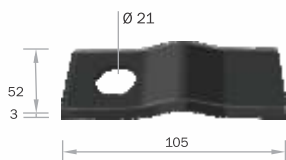
REF.	DESCRIÇÃO
0427	Segadeira p/ LAVRALE 2 furos
0428	Segadeira p/ LAVRALE 1 furo
1081D/E	Segadeira p/ LAVRALE Disco dir. ou esq. LANÇAMENTO

**LANÇAMENTO**

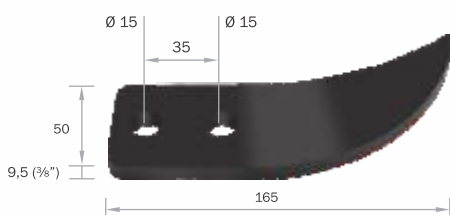
REF.	DESCRIÇÃO
0468	Segadeira p/ MKM 2 furos

**LANÇAMENTO**

REF.	DESCRIÇÃO
1082D/E	Segadeira p/ BSC dir. ou esq.

**LANÇAMENTO**

REF.	DESCRIÇÃO	CÓD. ORIGINAL
1089	Segadeira p/ NOGUEIRA CM.164	5030167

**LANÇAMENTO**

REF.	DESCRIÇÃO	CÓD. ORIGINAL
1103	Picador p/ Cama de Aviário LAVRALE	8969.1022

BICO SULCADOR

SULCADOR LAVRALE

CHISEL POINT/ PUNTA CUCHILLO

REF.	DESCRIÇÃO
6304	Bico sulcador p/ LAVRALE similar 7001.1024

PERFURADOR DE SOLO
PONTEIRA PARA PERFURADOR MEC-RUL/ SÃO JOSÉ
POINT FOR POST HOLE DIGGER/
PUNTA PARA PERFURADOR

REF.	DESCRIÇÃO	COMPRIMENTO
1045	Ponteira 7" p/ perfurador MEC-RUL	76mm
1041	Ponteira 9" p/ perfurador MEC-RUL	100mm
1042	Ponteira 12" p/ perfurador MEC-RUL	132mm
1043	Ponteira 16" p/ perfurador MEC-RUL	190mm
1044	Ponteira 18" p/ perfurador MEC-RUL	208mm

PONTEIRA PARA PERFURADOR LAVRALE
POINT FOR POST HOLE DIGGER
PUNTA PARA PERFURADOR

REF.	DESCRIÇÃO	COMPRIMENTO
6301	Ponteira 106mm p/ perfurador LAVRALE	106mm
6302	Ponteira 132mm p/ perfurador LAVRALE	132mm
6303	Ponteira 180mm p/ perfurador LAVRALE	180mm

PONTEIRA PARA PERFURADOR TATU
POINT FOR POST HOLE DIGGER
PUNTA PARA PERFURADOR

REF.	DESCRIÇÃO	COMPRIMENTO
6305	Ponteira 9" p/ perfurador TATU	135mm
6306	Ponteira 12" p/ perfurador TATU	145mm
6307	Ponteira 18" p/ perfurador TATU	227mm

DISTRIBUIDORES DE ADUBO



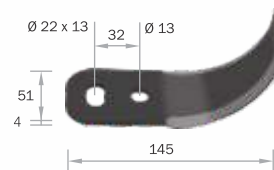
REF.	DESCRIÇÃO	COMPRIMENTO
0477	Palheta p/ distribuidor adubo IPACOL	185mm
0478	Palheta p/ distribuidor adubo IPACOL	250mm
0479D	Palheta p/ distribuidor adubo IPACOL dir.	210mm
0479E	Palheta p/ distribuidor adubo IPACOL esq.	210mm
0480	Palheta p/ distribuidor adubo IPACOL	292mm

SEMEADEIRAS



REF.	DESCRIÇÃO
0482D	Palheta p/ semeadeira JAN dir. 05119701
0482E	Palheta p/ semeadeira JAN esq. 04800301

MOTOCULTIVADORES



LANÇAMENTO

REF.	DESCRIÇÃO
0111	Motocultivador MTD/ TOYAMA

CANTEIRADORES



REF.	DESCRIÇÃO
0340D	Ponteira p/ canteirador MEC-RUL 72.1033/ SR dir.
0340E	Ponteira p/ canteirador MEC-RUL 72.1032/ SR esq.



REF.	DESCRIÇÃO
0342D	Ponteira p/ canteirador LAVRALE 4175.1034 dir.
0342E	Ponteira p/ canteirador LAVRALE 4175.1035 esq.

DESLIZADORES



LANÇAMENTO

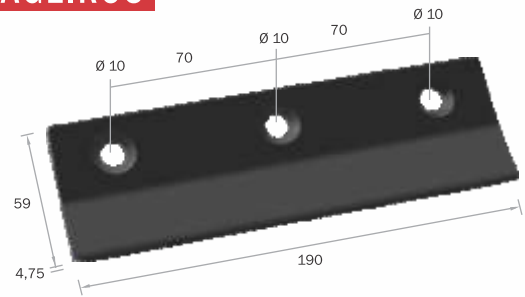

REF.	APLICAÇÃO	COMP.
0170	Roçadeira MEC-RUL 1,20m	900mm
0171	Roçadeira MEC-RUL 1,40m	1060mm
0172	Roçadeira MEC-RUL 1,60m	1300mm
0173	Roçadeira MEC-RUL 1,80m	1460mm
0174	Roçadeira MEC-RUL 2,00m	1660mm



LANÇAMENTO

REF.	APLICAÇÃO	LARG.
1087	Roçadeira KAMAQ 213.01147	76mm
1088	Roçadeira KAMAQ 213.53857	100mm


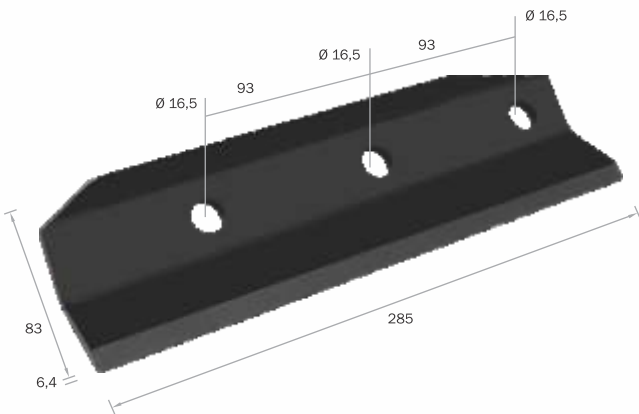
TRITURADORES FORRAGEIROS



REF.	DESCRIÇÃO	COMPRIMENTO
0594	Triturador forrageiro TRAPP/ TRAMONTINA s/ rosca	115mm
0599	Triturador forrageiro TRAMONTINA c/ rosca	115mm
0600	Triturador forrageiro TRAMONTINA c/ rosca	135mm

LANÇAMENTO

REF. 0595		
APLICAÇÃO	MODELO	CÓD.ORIGINAL
MESEL	MS018	--

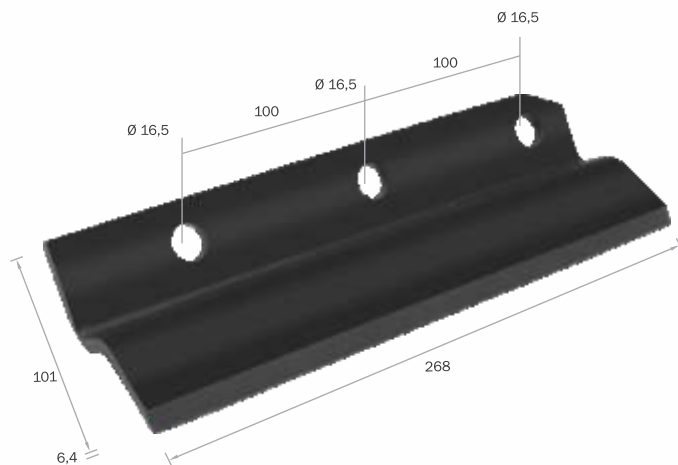


LANÇAMENTO

REF. 0158		
APLICAÇÃO	MODELO	CÓD.ORIGINAL
NOGUEIRA	Pecus 9004	6489001

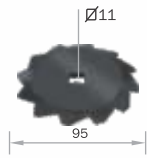
LANÇAMENTO

REF. 0159		
APLICAÇÃO	MODELO	CÓD.ORIGINAL
JF	JF90/ JF92/ Z10	02.014063 02.055529



REF. 0469	
APLICAÇÃO	MODELO
NETZ	MI-633

PECUÁRIA



REF. 0483D ou 0483E

APLICAÇÃO

CASALE

IPACOL

JF

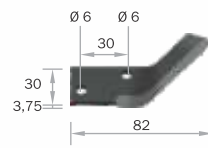
HARAMAQ



REF. 0452

APLICAÇÃO

CASALE



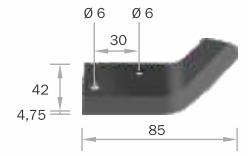
REF. 0453D ou REF. 0453E

APLICAÇÃO

IPACOL

MODELO

rolo mix



LANÇAMENTO

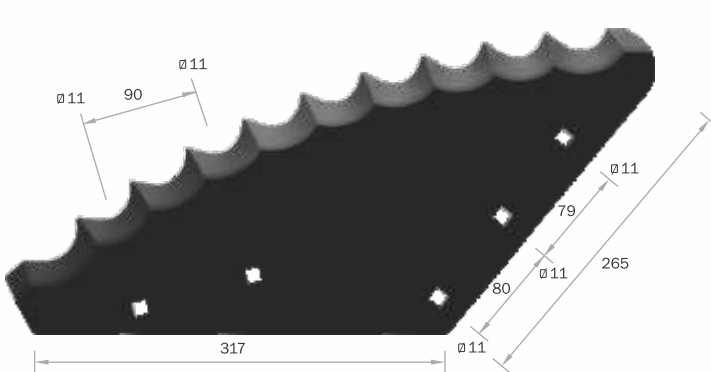
REF. 1083D ou REF. 1083E

APLICAÇÃO

CASALE

MODELO

rolo mix

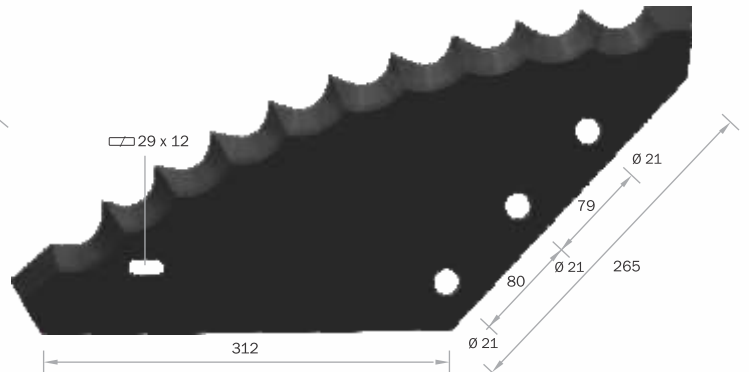


REF. 1047

APLICAÇÃO

HARAMAQ

LANÇAMENTO



REF. 1099

APLICAÇÃO

CASALE

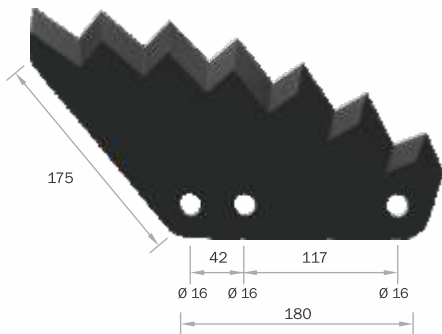
MFW

CÓD. ORIGINAL

01659

--

LANÇAMENTO

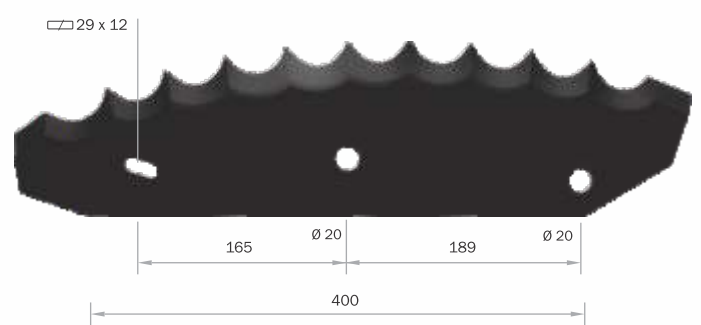


REF. 1098

APLICAÇÃO

ROSTER

LANÇAMENTO

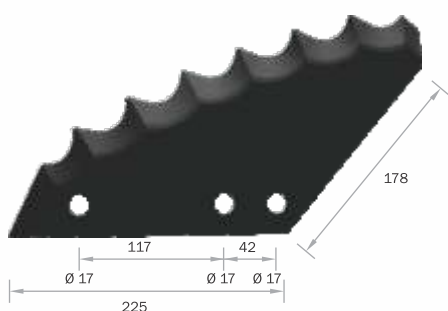


REF. 1101

APLICAÇÃO

IPACOL

LANÇAMENTO



REF. 1091

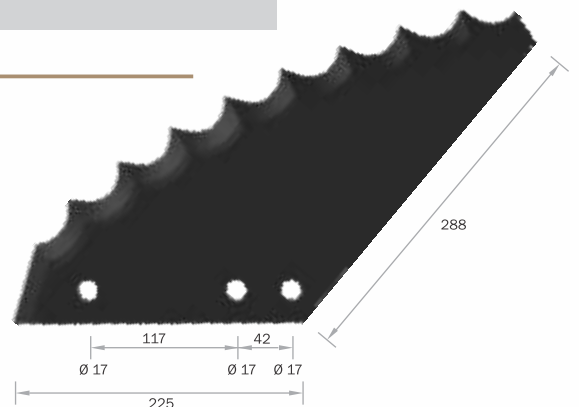
APLICAÇÃO

GELGAS

CÓD. ORIGINAL

10112001

LANÇAMENTO



REF. 1092

APLICAÇÃO

GELGAS

CÓD. ORIGINAL

10112002

LANÇAMENTO